



## Visualize your risk

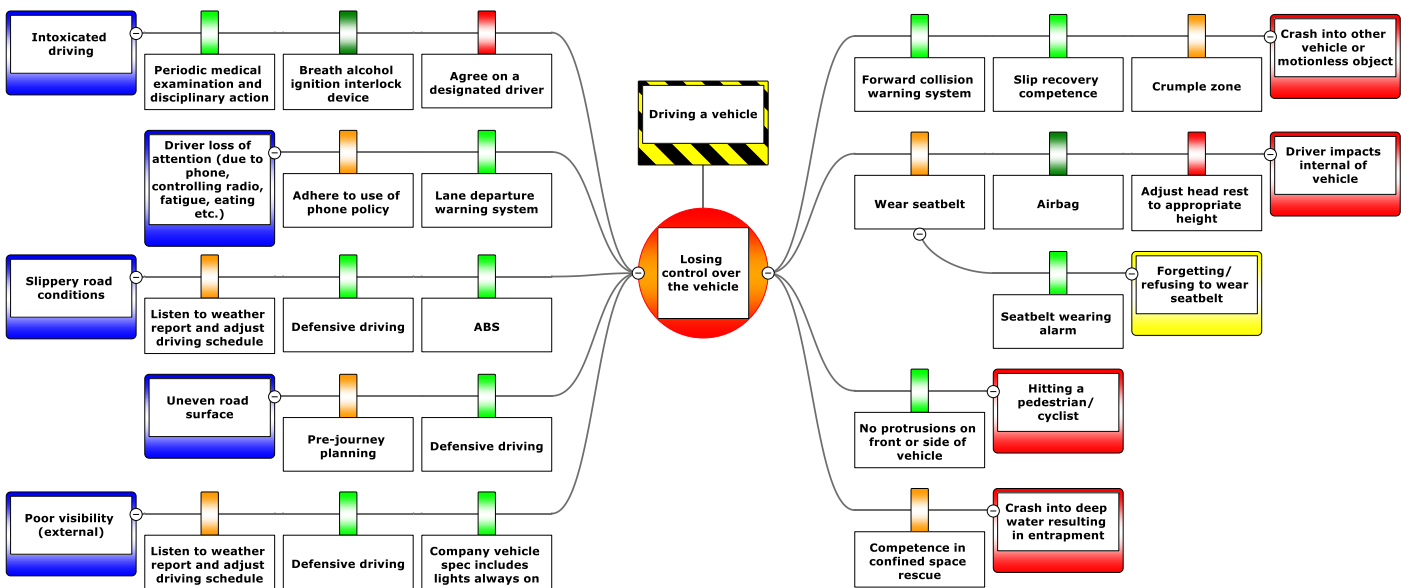
Enable thorough and efficient risk assessments by drawing bowtie diagrams with BowTieXP. Create an easy to understand visual risk picture that can be understood at all levels of the organization. Notice the strengths and weaknesses in your risk control framework at a single glance, so you can optimize the allocation of resources.

## Manage your safety barriers

Identify, analyze and manage your safety barriers in BowTieXP. Fully understand your barriers and their individual components, and create a holistic representation of your Safety Management System (SMS) by linking SMS activities to barriers. Close the continuous improvement cycle to gain complete insight and ensure barrier performance.

## Make risk based decisions

A picture paints a thousand words. Consider the full context and bring together all your risk related data in one easy to understand picture, to take risk based decisions.



# Use BowTieXP to:



## Utilize a proven method

BowTieXP is based on the bowtie method that has been adopted worldwide by many different industries. The method is intuitively simple, structures your thinking and helps communicate risk to all layers of the organization.



## Easily build bowtie diagrams

Anyone can easily install BowTieXP and get started with building bowties in minutes. Ensure diagram consistency by using the efficient group editing feature and avoid repeat work by importing and exporting existing data.



## Customize to company requirements

Speak your industry's language and meet its standards by customizing BowTieXP terminology and building your own templates. Multi-language support enables global deployment of BowTieXP.



## Incorporate your management systems

Root your SMS in bowtie risk analysis and add related activities to make sure that your barriers will perform as required. Visualize standards and procedures by linking them to the bowtie diagram.



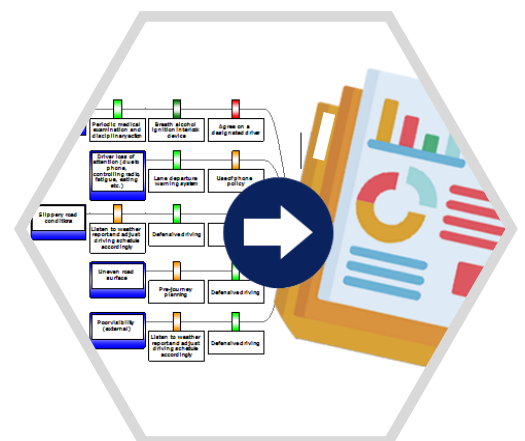
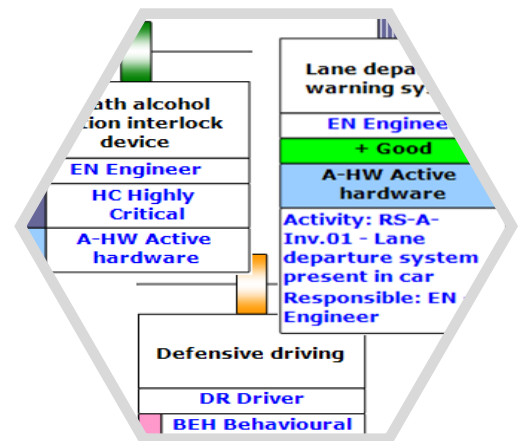

## Communicate to all levels

Save time and communicate more effectively by using the automatically generated reports. Tailor bowtie diagrams to your audience by using and combining different filters. Use display profiles to quickly show or hide additional information on your bowtie diagram for a clean risk picture.



## Take the next step

Strengthen your risk management approach. Whether the goal is to learn from incidents, audit barrier performance, quantify bowties or manage bowties across the world, BowTieXP seamlessly integrates with all of CGE's products.



Contact CGE for a trial license or an online demonstration.