



## Enterprise barrier based risk management

Does your organization struggle to streamline risk management across all facilities and divisions? BowTieServer is the enterprise barrier based risk management solution that provides overview to optimize decision making. Ideal for multi-division organizations that want to centrally gather all relevant risk management data. BowTieServer allows you to interact, share and report this information to the relevant person, whether it concerns workforce or board members. From Hazard Identification (HAZID) to action tracking, using BowTieServer results in a self-learning organization with better decision making and easier risk management.

The dashboard features a world map with location markers for Houston, Lagos, and other regions. It includes several data visualization and action tracking components:

- Risk assessments:** Three pie charts for People, Assets, and Reputation.
- Barriers:** Three pie charts for Effectiveness, Criticality, and Barrier type.
- Open Actions:**
  - Order more life buoys (CGE Administrator, 7/4/2017)
  - Plan client inspection program according (CGE Administrator, 3/22/2019)
  - Fit maintenance according to tighter regulations (CGE Administrator, 4/6/2019)
- Surveys requiring action:**
  - Yearly Road Safety Audit
  - Training Manager Survey (Africa)
- Your Observations:**
  - Entrapment in underground mine (3 months ago, Accepted)
  - Person fell off the scaffold after slipping on a slippery surface (3 months ago, Open)
  - Person fell off the scaffold after slipping on a slippery surface and broke through a railing (3 months ago, Closed)

# Use BowTieServer to:

## Communicate bowties across the organization

Visualizing risk scenarios with bowties helps you pass on the right information, emphasizing the most important parts. Using the webviewer, bowtie diagrams can be shared with the entire organization giving you the possibility to educate people and optimize risk awareness.

## Make educated decisions

Discover and use the power of a wide variety of reports, allowing you to spot trends within all gathered data. Perform thorough analyses of specific trends and discover the strengths and weaknesses within your management systems. Make educated decisions and allocate your resources efficiently.

## Learn more from incidents

Empower your staff to register incidents, accidents and even near misses by means of simple surveys based on pre-built bowties using the incidents module. Centralize this data and continuously improve the quality of your risk management and analyses, by spotting trends, monitoring progress and utilizing action. Ultimately leading the organization to a seamless process without incidents.

Testing  
Component is  
sure tested

DE Design  
Manager

-Q-07 n=22

OG-Q-08 n=22

Manual shut in a  
well test choke  
manifold

OP Operations  
Manager

-Q-05 n=

06 n=

BowTieServer  
enterprise bar

Almost crash  
because of ic  
Scenario-based inci

ect applicable Consequences

ect all Consequences that nearly happened o

Consequence

| N/A                   | Occurred              | Nearly happened                  |                    |
|-----------------------|-----------------------|----------------------------------|--------------------|
| <input type="radio"/> | <input type="radio"/> | <input checked="" type="radio"/> | Crash into other v |
| <input type="radio"/> | <input type="radio"/> | <input type="radio"/>            | Driver impacts int |
| <input type="radio"/> | <input type="radio"/> | <input type="radio"/>            | Hitting a pedestri |
| <input type="radio"/> | <input type="radio"/> | <input type="radio"/>            | Crash into deep w  |
| <input type="radio"/> | <input type="radio"/> | <input type="radio"/>            | Vehicle roll-over  |

Remarks

Back to start

Back

Ignition control

EM Engineering Manager

|    |      |
|----|------|
| 36 | n=22 |
| 39 | n=   |

BowTie Server

Barrier management

ed into tree

se on the road

dent registration

or actually occ

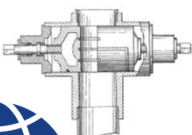
ehicle or motion

ernal of vehicle

in/ cyclist

water resulting in ent

ck Next



Wiki Group

equipment

Drilling

Blowout preventer

Use

Types

Ram blowout preventer

Pipe rams

Blind rams

Shear rams

Blind shear rams

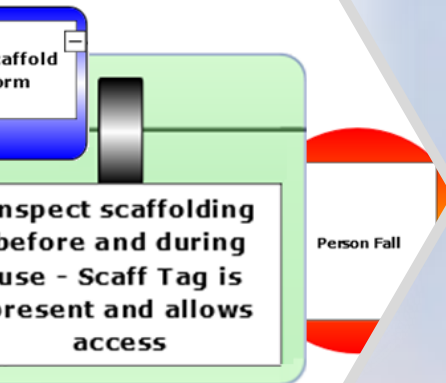
Ram blowout preventer

A ram-type BOP is similar in operation to a... toward the center of the wellbore to restrict... are fitted with packers (elastomeric seals) that... through the wellbore. Outlets at the sides of the valves.

Rams, or ram blocks, are of four common t...

Barriers

| Name                    | BowTie Group |
|-------------------------|--------------|
| Implementation of SOPEP | Oil & Gas    |
| Implementation of SOPEP | Oil &        |



on scaffold platform

Inspect scaffolding before and during use - Scaff Tag is present and allows access

Person Fall

## Proactively inspect barriers

Set up internal and external audits using the audit module\*. Actively monitor your barrier performance to act on time and prevent negative consequences. Easily carry out recurring audits to constantly improve barrier integrity. Complete the cycle by assigning and tracking follow up actions based on audit findings. \*AuditXP required

## Support your workforce

Make all relevant documents, instructions and paperwork available for your staff with the Wiki module. The Wikipedia-like encyclopedia pages can be linked to all relevant parts of bowties and the management system, lowering the threshold to refresh knowledge and making sure that operations are understood throughout the organization and executed correctly.

## Start your work safely

Promote safety awareness using the work bowtie module to perform a task risk analysis. Before starting specific operations, let your workforce eliminate all the irrelevant scenarios and focus on the significant barriers to increase the level of safety and start the job risk-minded.

# BowTieServer benefits:



## Web based

Run BowTieServer on premise or choose for a hosted solution. Access the tool from anywhere in the world using your PC or mobile device.



## Linkable with external data sources

Link other data sources, like a maintenance system, to display online and offline statuses of maintenance tags. Bundle this information to create overview, displaying it all in one place.



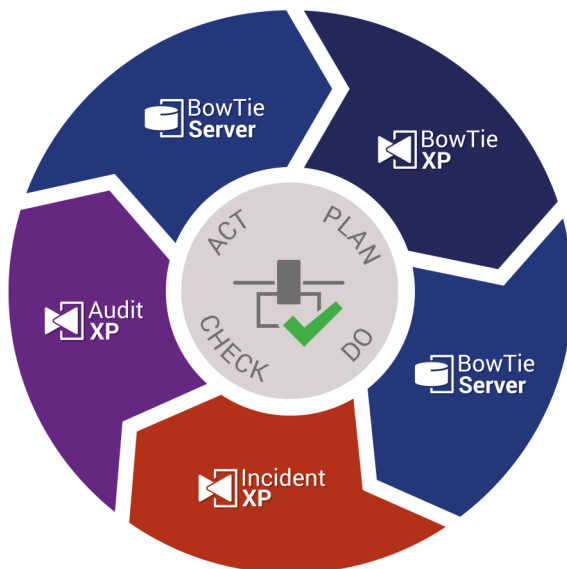
## Advanced access control

Define users by their role within the organization and control which modules or relevant parts your staff can see and use. Simply log in to start at your own personal landing page.



## Combined even more powerful

Use the power of the entire CGE portfolio. Visualize your risks with BowTieXP, inspect your barriers with AuditXP and learn from incidents with IncidentXP. Combine with BowTieServer to create synergy and continuously improve the quality of your risk management system.



Using its powerful modules, BowTieServer offers your organization the tools to take risk management to the next level. Contact CGE for an online demonstration.

